



Guests are currently required to wear a mask during the Sloth Photo Encounter.



Sloth Photo Encounter

ZooTampa has teamed up with the Center for Autism and Related Disabilities at the University of South Florida to provide support and assistance with the goal of optimizing the potential of people who are neurodiverse. We also recognize the support Autism Shifts, The Learning Academy, Autism Speaks, and the Diversity Action Coalition and applaud their efforts for promoting inclusive experiences.

Sensory Key



There are lots of things to see here. It might be bright or hurt my eyes in places where I see this. I can wear sunglasses or cover my eyes.



There are lots of things to hear here. It might be loud in places where I see this. I can wear headphones or cover my ears if it gets too loud.



When I see this there will be things I can taste here. I do not have to put anything in my mouth if I do not want to.



There might be a strong smell in places where I see this. I can hold my nose or cover my nose with something that smells good.




There are lots of things to touch here. There might be things that I feel uncomfortable touching when I see this. I do not have to touch anything that I do not want to.

We are going to the Sloth Photo Encounter.

The Sloth encounter meets at the ZooVentures Theater on the Florida Boardwalk. We can get there by following the map and signs or the ZooTampa app.



Before we start the tour, an employee will check our name off a list and the employee will go over the rules and answer any questions we have.





While we wait for the tour to begin, we can put our face masks on. Face masks help keep people and animals safe.



Before we can meet the sloth,
there will be a talk about
sloths. I will use my listening
ears to learn about the animals.
If I have questions, I can raise
my hand after the talk.






When the talk is done, we will go up to the stage with our group to meet the sloth.

If there are other people I might have to wait my turn. That's okay, everyone will get a chance to meet the sloth.

While I wait, our guide will talk about the sloths. If I have questions, I can raise my hand and ask questions after the talk.



When it is our turn we will go up to the stage and meet up with the Animal Care employee. The Animal Care employee will show us where to stand while we taking our photos. I will use my walking feet while near the sloth.





We will get our picture taken by a professional photographer.

I must stay at least 3 feet away from the sloth. The photographer will tell us where is best to stand.

We will do individual photos and photos with my group. Everyone will have the chance to take a picture with the sloth.

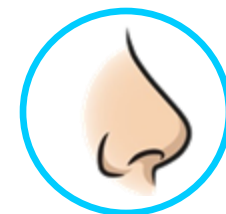



If I would like, I can take photos of the sloth. I must keep my hands away from the sloth. Sloths are not for touching. The Animal Care employee will be nearby to answer any questions I have.

The sloth is free to move around.
If the sloth makes me nervous, I
can always take a step back. When
the sloth is moving, I will make
sure to follow the directions of the
Animal Care employee.



After I am finished meeting the sloth, I will exit the theater with the tour guide. If I want to wash my hands I can do so in the Key West bathrooms.



After the encounter, I might have more time to enjoy the
Zoo, or I might have to go home.
Either way, I had a good day at ZooTampa.

Thank you to our community partners!

