



Guests are currently required to wear a mask during the Koala Photo Encounter.

Koala Photo Encounter

ZooTampa has teamed up with the Center for Autism and Related Disabilities at the University of South Florida to provide support and assistance with the goal of optimizing the potential of people who are neurodiverse. We also recognize the support Autism Shifts, The Learning Academy, Autism Speaks, and the Diversity Action Coalition and applaud their efforts for promoting inclusive experiences.

Updated 10/21

Sensory Key



There are lots of things to see here. It might be bright or hurt my eyes in places where I see this. I can wear sunglasses or cover my eyes.



There are lots of things to hear here. It might be loud in places where I see this. I can wear headphones or cover my ears if it gets too loud.



When I see this, there will be things I can taste here. I do not have to put anything in my mouth if I do not want to.




There might be a strong smell in places where I see this. I can hold my nose or cover my nose with something that smells good.



There are lots of things to touch here. There might be things that I feel uncomfortable touching when I see this. I do not have to touch anything that I do not want to.

We can find the koala habitat by using ZooTampa app or map.



Before I can go into the koala encounter space, an employee of ZooTampa will ask my name.

Next, they will look at a piece of paper to make sure I am at the correct encounter.

Then I will sign my name on a piece of paper.

While I wait, I can put my face masks on. Face masks help keep people and animals safe.





If there are other people, I might have to wait my turn. That's okay. Everyone will get a chance to meet the koala.

While I wait, the employee of ZooTampa will provide information about the animal.

If I have questions, I can raise my hand and ask questions after the employee of ZooTampa is all done talking.



Next, we will go through the gate into the koala experience space.

I will meet up with the Animal Care Professional in the encounter space.

I will walk across a shallow black footbath that holds a liquid sanitizing solution. The sanitizing solution washes your shoes and will keep the germs out of the koala habitat.

If I do not want to walk across the footbath, I can ask the Animal Care Professional for booties I can wear over my shoes.




The Animal Care Professional will tell us when we can enter the encounter space and show us where to stand while waiting for our turn for photos.

I will use my walking feet while in the koala encounter space.



Koala Photo Encounter Expectations:

- I can take photos of the koala
- I can look at the koala
- My hands must stay at my side when I am near the koala
- I can ask questions



I will get our picture taken by a professional photographer.

I must stay at least 6 feet away from the koala. The photographer will tell us where it is best to stand.






The koala is free to move around.

If a koala makes me nervous, I can always take a step back.

When a koala is walking, I will follow the directions of the Animal Care Professional.

The koala may choose not to participate, and if that happens, we will receive a refund.

After meeting the koala, I will exit the habitat with the Animal Care employee. I can wash my hands use the sinks inside the restrooms near the entrance to Wallaroo Station.



THANK YOU

We thank our many like-minded partners for their support to produce materials to enhance the experience of guests at ZooTampa.



The Lowry Murphey Family Foundation, Inc.

