



Guests are currently required to wear a mask during the Giraffe Backstage Encounter.

## Giraffe Backstage Encounter

ZooTampa has teamed up with the Center for Autism and Related Disabilities at the University of South Florida to provide support and assistance to optimize the potential of people who are neurodiverse. We also recognize Autism Shifts, The Learning Academy, Autism Speaks, and the Diversity Action Coalition and applaud their efforts to promote inclusive experiences.

# Sensory Key



There are lots of things to see here. It might be bright or hurt my eyes in places where I see this. I can wear sunglasses or cover my eyes.



There are lots of things to hear here. It might be loud in places where I see this. I can wear headphones or cover my ears if it gets too loud.



When I see this there will be things I can taste here. I do not have to put anything in my mouth if I do not want to.



There might be a strong smell in places where I see this. I can hold my nose or cover my nose with something that smells good.




There are lots of things to touch here. There might be things that I feel uncomfortable touching when I see this. I do not have to touch anything that I do not want to.

# We are going to the Giraffe Backstage tour.



The tour leaves from the Signature Encounter meeting area near the front gate. We can get there by following the map or using the ZooTampa app.





# Check In

When we get to the front gate we need to find the Encounter meeting area. The meeting area is next to the Guest Services booth and is marked with a sign.



There might be a lot of noise around Manatee Circle, but we won't stay here long.

# Check In

When everyone is here and checked in the guide will start the tour. While we wait we can put our face masks on. Face masks help keep people and animals safe.






Sometimes there are other people on our tour and we will need to wait for them before we can go meet the giraffes. That's okay. We will all get a chance to meet the giraffes.

While we wait we can put our face masks on. Face masks help keep people and animals safe.

Once everyone has arrived and is checked in the employee will go over the rules and answer any questions we have.



Before we can start the tour we need to be checked in. An employee will check our name off and we will sign some paperwork.





Our guide will lead us through a gate and to a safari tram. I might see interesting decorations when we go through the gate but I need to stay with the guide on the way to the tram.





When we are all on the tram, our guide will start driving us to go see the giraffes. During the drive, our guide will talk about what it's like to take care of the giraffes here at the zoo. I will use my listening ears to listen to the guide while they talk and if I have any questions I will raise my hand and ask them after the guide has finished.



When we get near the giraffes, our guide will stop the tram and we will follow our photographer to a large gate just outside the giraffe's building. An Animal Care staff member will meet us at the gate and will go over the rules and answer any questions. I will use my walking feet when I enter the giraffe's area.



On the way to the gate, I may see the safari truck drive by, so I should listen for directions from my guide in case I need to move out of the truck's way.



Animal Care employees will have each group line up along the fence. There will be giraffe-shaped signs along the fence showing us where each group can stand. I will stay with my group and find a giraffe-shaped sign to stand by.








There will be a metal fence at the end of the meeting space.

I will stop before I get to the metal fence. It is against the rules for guests to go past the fence because that space is for animals who live here. I will stay out of their personal space.







When everyone is lined up with their group along the fence, the Animal Care staff will have each person come up one at a time to meet the giraffe.

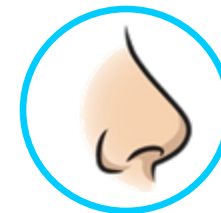
I may have to wait my turn. I will stand with my group by the fence and keep my feet on the ground while I wait.

Don't worry, everyone will have a chance to meet the giraffes.



Before I meet the giraffes, I will use hand sanitizer to clean my hands.

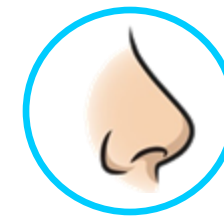
Hand sanitizer helps to keep people and animals healthy.








When it's my turn to meet the giraffe, I will stand on the black mat on the ground. The Animal Care staff may hand me some lettuce so I can feed the giraffe. I do not have to feed the giraffe if I don't want to.





When I am meeting the giraffe,  
I will **NOT** touch the giraffe.

Touching the giraffe is against  
the rules.





When everyone in my group has had a chance to meet the giraffe, the photographer will take a group picture. The photographer will tell me when I can take my mask off and when to put it back on.




While groups are meeting the giraffe, an Animal Care employee will do a short chat about giraffes. If I have a question I will raise my hand and wait to be called on before I ask it.








The giraffes are free to walk around. If a giraffe makes me nervous, I can always take a step back.





Once every group has meet the giraffe and had their photos taken, we will walk back to the gate and exit. Our guide will walk us back to the tram and we can get back on for the ride back to the front of the park.





# THANK YOU

We thank our many like-minded partners for their support to produce materials to enhance the experience of guests at ZooTampa.



The Lowry Murphey Family Foundation, Inc.

